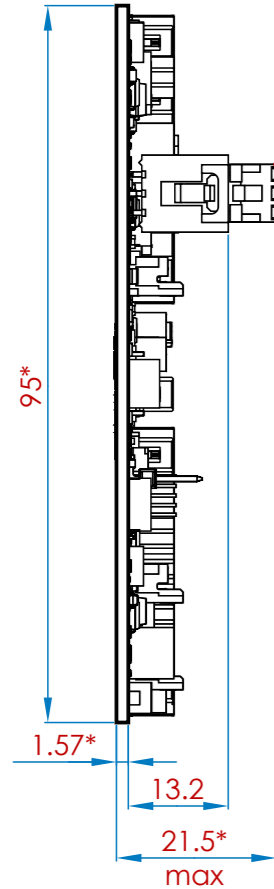
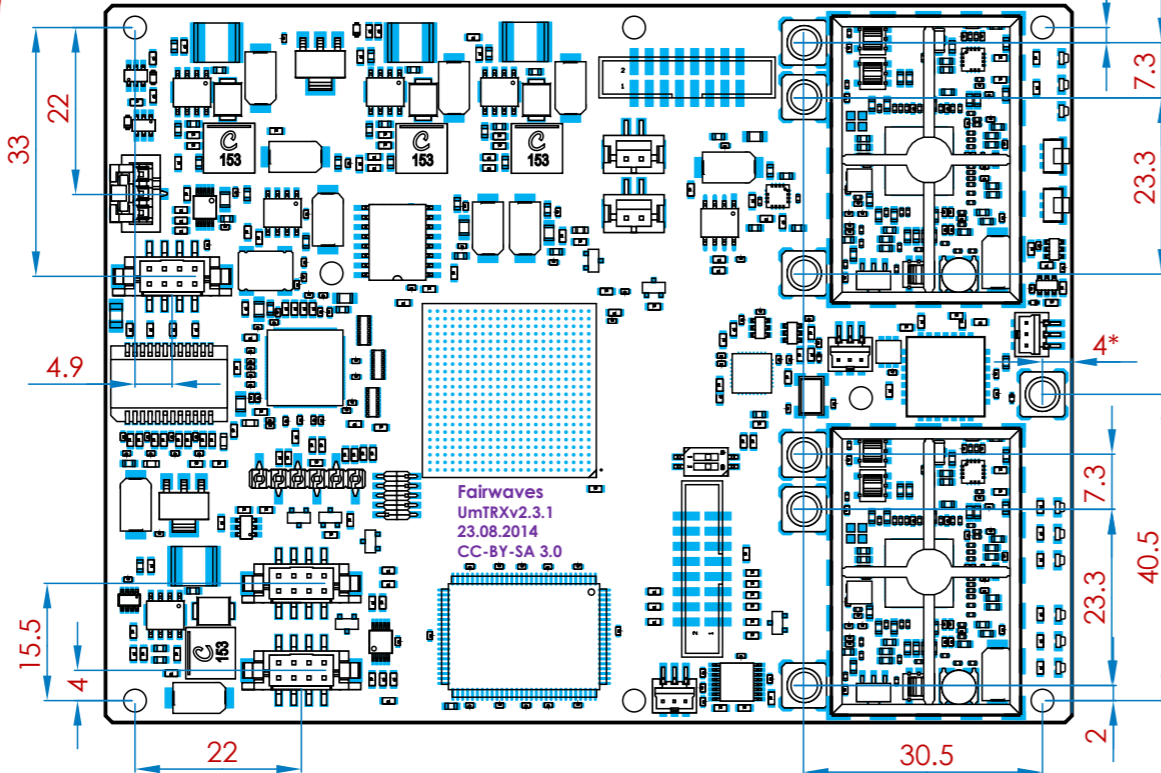


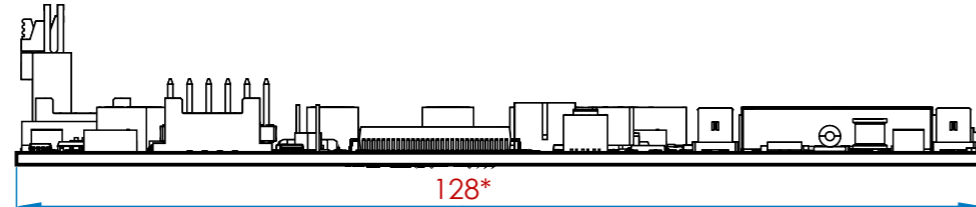
Left side View (1:1)



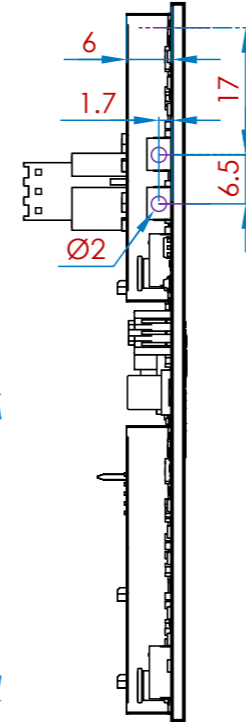
Top side View (1:1)



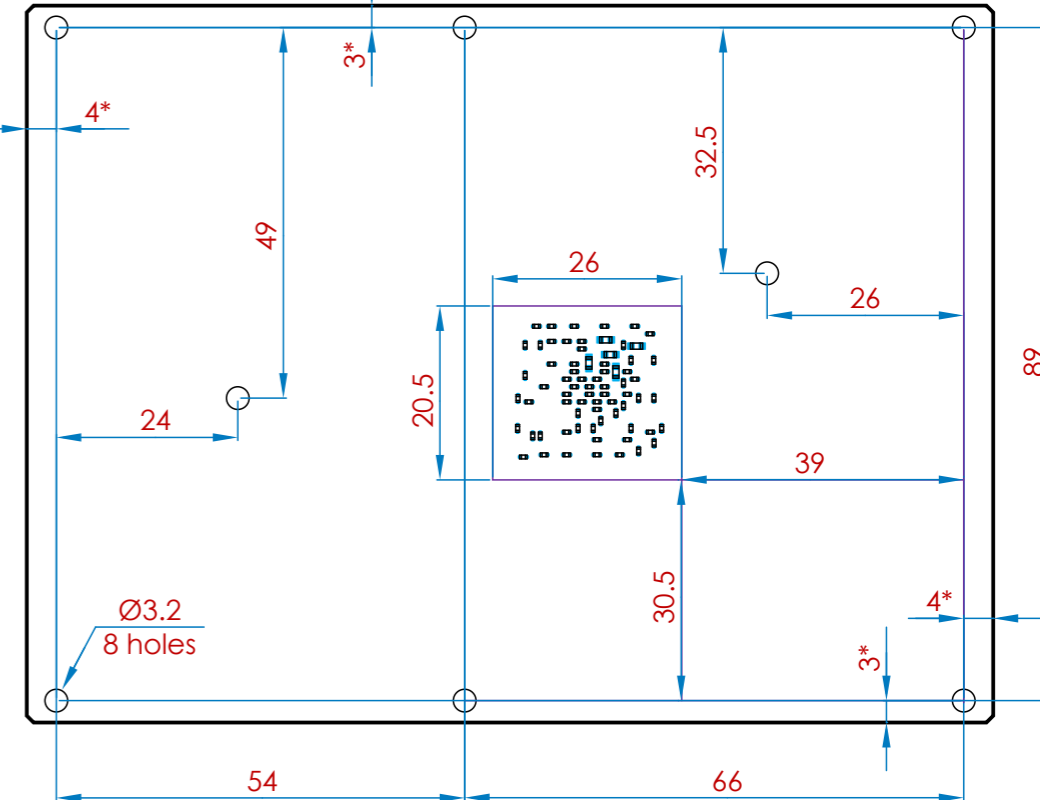
Front side View (1:1)



Right side View (1:1)



Bottom side View (1:1)



Notes:

- Power connector shown with mating cable part to get overall dimension in connected state and requires more space in vertical direction to be disconnected.
- All dimensions with * are for reference only.

UNLESS OTHERWISE SPECIFIED: DIMENSIONS ARE IN MILLIMETERS		FINISH: Immersion Gold		DEBURR AND BREAK SHARP EDGES		DO NOT SCALE DRAWING		REVISION 1.0	
SURFACE FINISH:						© 2014 Fairwaves Inc.			
TOLERANCES:						TITLE: UmTRX v2.3.1 DUAL-CHANNEL EMBEDDED SDR			
LINEAR:						DRAW: Sviyazov A.		MFG:	
ANGULAR:						CHKD: Kostonbaev S.		QA:	
						APPVD: Chemeris A.		MATERIAL: FR-4, High TG170 Lead free solder paste	
						MFG:		DWG NO. UmTRXv2.3.1 PCB DWF	
						QA:		A3	
						WEIGHT: 90 g		SCALE 1:1	
								SHEET 1 OF 1	